

May 7, 2018

To,

**The Department of Corporate Services – Listing**

**BSE Limited**

Phirozee Jeejeeboy Towers,

25th Floor, Post Box – 533,

Dalal Street, Fort, Mumbai, 400001

**SCRIP CODE: 537254**

Dear Sir,

**Subject: Outcome of Board Meeting held on Monday, May 7, 2018**

Pursuant to applicable regulations of SEBI (Listing Obligations and Disclosure Requirements) Regulations, 2015, including Regulation 30, this is to inform you that the Board of Directors of the company at their Meeting held today i.e. Monday, May 7, 2018, inter alia, transacted the following business:

1. Considered and approved the Audited Financial Results of the Company for the quarter and year ended March 31, 2018, both on Standalone and consolidated basis, prepared under Ind-AS, pursuant to Regulation 33 of SEBI (Listing Obligations and Disclosure Requirements) Regulations, 2015 together with Audit Report thereon.

Further, with reference to above, we hereby enclose the above mentioned Audited Financial Results of the Company for the quarter and year ended March 31, 2018, in the format specified under Regulation 33 of SEBI (Listing Obligations and Disclosure Requirements) Regulations, 2015 together with the Audit Report thereon.

Furthermore, with reference to the SEBI Circular No.CIR/CFD/CMD/56/2016 dated 27<sup>th</sup> May, 2016 and with reference to the SEBI Notification no. SEBI/LAD-NRO/GN/2016-17/001 dated 25<sup>th</sup> May, 2016, we hereby submit a Declaration regarding Audit Report with un-modified opinion.

Kindly take the same on your record and oblige.

Yours faithfully,

**For RCI Industries & Technologies Limited**

  
**ABHISHEK KEDIA**  
Company Secretary & Compliance Officer  
Membership No.: A3355



Works:



# RPMD & Associates

CHARTERED ACCOUNTANTS

(An ISO 9001:2015 Certified Firm)

Head Off. : AB-17, First Floor,  
Shalimar Bagh, Delhi-110088  
+91-11-27472042, 9811613999  
info@rpmd.in, www.rpmd.in

**AUDITOR'S REPORT FOR THE QUARTERLY AND YEAR TO DATE STANDALONE RESULTS OF RCI INDUSTRIES & TECHNOLOGIES LIMITED PURSUANT TO THE REGULATION 33 OF THE SEBI (LISTING OBLIGATIONS AND DISCLOSURE REQUIREMENTS) REGULATIONS, 2015**

To  
The Board of Directors  
RCI Industries & Technologies Limited

We have audited the statement of Financial Results of RCI Industries & Technologies Limited ("the Company") for the year ended on 31<sup>st</sup> March, 2018, attached herewith, being submitted by the Company pursuant to the requirement of Regulation 33 of SEBI (Listing Obligations and Disclosure Requirements) Regulations, 2015. These quarterly and year to date financial results have been prepared on the basis of financial statements which are the responsibility of the Company's management. Our responsibility is to express an opinion on these financial results based on our audit of such financial statements, which have been prepared in accordance with the recognition and measurement principles laid down in Indian Accounting Standards ('IND AS') prescribed under Section 133 of the Companies Act, 2013 read with relevant rules issued thereunder and other Accounting Principles generally accepted in India.

We conducted our audit in accordance with the auditing standards generally accepted in India. Those Standards require that we plan and perform the audit to obtain reasonable assurance about whether the financial results are free of material misstatement(s). An Audit includes examining, on a test basis, evidences supporting the amounts disclosed as financial results. An audit also includes assessing the accounting principles used and significant estimates made by management. We believe that our audit provides a reasonable basis for our opinion.

In our opinion and to the best of our information and according to the explanations given to us, the financial results:

- (i) are presented in accordance with the requirements of Regulation 33 of SEBI (Listing Obligations and Disclosure Requirements) Regulations, 2015 in this regard; and
- (ii) give a true and fair view of the net profit and other financial information for the quarter ended 31<sup>st</sup> March, 2018 and year to date results for the period from 1st April, 2017 to 31<sup>st</sup> March, 2018.

**For RPMD & Associates**

**Chartered Accountants**

ICAI Firm's registration number: 005961C

**(Rahul Jain)**

Partner

Membership number: 518352

Place: Delhi

Date: May 07<sup>th</sup> 2018





# RCI INDUSTRIES & TECHNOLOGIES LTD.

Regd. Office: B-97, All Heavens Building, Wazirpur Ring Road, Delhi - 110052

CIN: L74900DL1992PLC047055

Website: www.rciind.com

E-mail: abhishek@rciind.com

Tel: 91-11-27372194

Fax: 91-11-27371334

AUDITED STANDALONE FINANCIAL RESULT FOR THE QUARTER/YEAR ENDED MARCH 31, 2018

(₹ In Lakhs, except per share data)

1	Particulars	Quarter Ended				Year Ended			
		31.03.2018	31.12.2017	31.03.2017	31.03.2018	31.03.2017	31.03.2017	31.03.2017	
	<b>Income</b>								
	Revenue from operations	Audited	Unaudited	Audited	Audited	Audited	Audited	Audited	
	Other income	33,489.30	46,981.52	32,643.73	162,046.52	140,590.65	140,590.65	140,590.65	
		0.76	76.90	168.51	468.67	227.84	227.84	227.84	
	<b>Total income</b>	33,490.06	47,058.42	32,812.24	162,515.19	140,818.49	140,818.49	140,818.49	
2	<b>Expenses</b>								
(a)	Cost of materials consumed	21,031.06	26,673.08	17,287.91	91,243.63	77,293.12	77,293.12	77,293.12	
(b)	Purchases of stock-in-trade	12,516.34	18,876.12	16,310.93	68,031.61	56,723.90	56,723.90	56,723.90	
(c)	Changes in inventories of finished goods, work-in-progress and stock-in-trade	(2,275.65)	(566.27)	(2,952.93)	(4,011.79)	(321.61)	(321.61)	(321.61)	
(d)	Employee benefit expense	237.02	232.16	183.75	879.19	513.23	513.23	513.23	
(e)	Finance costs	645.24	558.63	306.13	1,905.12	1,281.76	1,281.76	1,281.76	
(f)	Depreciation, depletion and amortisation expense	160.93	101.66	91.20	498.78	241.26	241.26	241.26	
(g)	Other Expenses	629.85	514.17	1,324.63	1,702.01	4,030.11	4,030.11	4,030.11	
	<b>Total expenses</b>	32,944.79	46,389.55	32,551.62	160,248.55	139,761.78	139,761.78	139,761.78	
	<b>Total profit before exceptional items and tax</b>	545.27	668.87	260.62	2,266.64	1,056.71	1,056.71	1,056.71	
3	Exceptional items	-	-	-	-	-	-	-	
	<b>Total profit before tax</b>	545.27	668.87	260.62	2,266.64	1,056.71	1,056.71	1,056.71	
	<b>Tax expense</b>								
4	Current tax	339.39	133.71	68.20	683.59	288.22	288.22	288.22	
5	Mat Credit Entitlement	-	-	-	-	-	-	-	
6	Deferred tax	79.18	(18.37)	60.83	73.68	60.83	60.83	60.83	
	<b>Total tax expenses</b>	418.56	115.34	129.03	757.27	349.05	349.05	349.05	
7	<b>Net Profit Loss for the period</b>	126.71	553.53	131.59	1,509.37	707.66	707.66	707.66	
8	Other comprehensive income net of taxes	-	-	(0.19)	-	(0.52)	(0.52)	(0.52)	
	<b>Total Comprehensive Income for the period</b>	126.71	553.53	131.41	1,509.37	707.14	707.14	707.14	

9	<b>Details of equity share capital</b>								
	Paid-up equity share capital	1,343.64	1,343.64	1,343.64	1,343.64	1,343.64	1,343.64	1,343.64	1,343.64
	Face value of equity share capital	10.00	10.00	10.00	10.00	10.00	10.00	10.00	10.00
10	<b>Earnings per share</b>								
i	<b>Earnings per equity share</b>								
	Basic earnings (loss) per share	0.94	4.12	0.98	11.23	5.27	5.27	5.27	5.27
	Diluted earnings (loss) per share	0.94	4.12	0.98	11.23	5.27	5.27	5.27	5.27

- The audited financial results for the Quarter and year ended March 31, 2018 has been reviewed by Audit Committee and approved by Board of Directors at their meeting held on May 07, 2018.
- The company has adopted Indian Accounting Standards (Ind-AS) from 1<sup>st</sup> April 2017 with a transition date of 1<sup>st</sup> April 2016. The Financial results have been prepared in accordance with Ind AS as prescribed under Section 133 of the Companies Act, 2013 read with Rule 3 of the Companies (Indian Accounting Standard Rules, 2015 and Companies (Indian Accounting Standard) Amendment Rules, 2016. The results of the quarter and year ended March 31, 2017 are also Ind AS compliant.
- The format for the audited quarterly results as prescribed in SEBI's circular CIR/CFD/CMD/15/2015 dated 30<sup>th</sup> November, 2015 has been modified to comply with requirement of SEBI's circular CIR/CFD/FAC/62/2016 dated 05<sup>th</sup> July 2016, Ind AS and Schedule III of the Companies Act, 2013 applicable to companies that are required to comply with Ind AS.
- Reconciliation of the Net Profit for the corresponding quarter ended March 31, 2017, year ended March 31, 2017 as previously reported (prepared under the previously applicable Indian Generally Accepted Accounting Principles referred to as (GAAP) vis a vis Ind AS is as below

Particulars	Quarter Ended	Year Ended
	31.03.2017	31.03.2017
<b>Net Profit after Tax as per previous Indian GAAP</b>	131.45	707.17
<b>Add:</b>		
Interest income	0.03	0.12
Change in Inventories	12.95	12.95
Loss/(Profit) on re-measurement of Financial Asset	0.02	0.02
Remeasurement of the net defined benefit liability/asset	0.19	0.52
<b>Less:</b>		
Excise duty on closing stock	(12.95)	(12.95)
Net Profit/ loss on foreign currency transaction and translation	(0.08)	(0.08)
Rent, rate and Taxes	(0.02)	(0.09)
Provision for Gratuity	(0.19)	(0.52)
<b>Total Comprehensive Income as per IND AS</b>	131.41	707.14

For RCI Industries & Technologies Ltd.

Managing Director

5. The company has only one business segment i.e. Manufacturing & Trading of all kind of Metals and metal products
6. The figures for the corresponding period of the previous year have been regrouped/rearranged and/or recast wherever required.

Place : New Delhi  
Date : 07-05-2018

For RCI Industries & Technologies Ltd.

For and on behalf of the Board

  
Managing Director  
Rajeev Gupta  
Managing Director  
DIN - 00503196



## RCI INDUSTRIES & TECHNOLOGIES LTD.

regd. Office: B-97, All Heavens Building, Wazirpur Ring Road, Delhi - 110052

CIN: L74900DL1992PLC047055

Website: www.rciind.com

E-mail: abhishek@rciind.com

Tel: 91-11-27372194


Fax: 91-11-27371334

### AUDITED STANDALONE STATEMENT OF ASSETS AND LIABILITIES

(₹ In Lakhs)

	Particulars	As at	As at
		31st Mar 2018	31st Mar 2017
		Audited	Audited
	<b>Assets</b>		
<b>1</b>	<b>Non-current assets</b>		
	Property, plant and equipment	6,320.76	3,696.21
	Intangible Assets under Development	56.35	-
	<b>Non-current financial assets</b>	<b>6,377.11</b>	<b>3,696.21</b>
	Non-current investments	467.22	467.22
	Loans, non-current	348.28	366.17
	Other non-current financial assets	491.61	275.79
	<b>Total non-current financial assets</b>	<b>1,307.11</b>	<b>1,109.18</b>
	Deferred tax assets (net)	-	-
	Other non-current assets		
	<b>Total non-current assets</b>	<b>7,684.22</b>	<b>4,805.40</b>
<b>2</b>	<b>Current assets</b>		
	Inventories	10,027.63	7,215.21
	<b>Current financial asset</b>		
	Current investments	44.68	5.02
	Trade receivables, current	19,741.69	19,535.95
	Cash and cash equivalents	131.24	(19.45)
	Bank balance other than cash and cash equivalents	1,443.41	5,195.02
	Loans, current	275.48	37.82
	Other current financial assets	72.97	67.37
	<b>Total current financial assets</b>	<b>21,709.48</b>	<b>24,821.73</b>
	Current tax assets (net)		
	Other current assets	3,416.27	2,652.38
	<b>Total current assets</b>	<b>35,153.39</b>	<b>34,689.32</b>
<b>3</b>	Non-current assets classified as held for sale	142.61	-
	<b>Total assets</b>	<b>42,980.22</b>	<b>39,494.72</b>

For RCI Industries & Technologies Ltd.

  
Managing Director

	<b>Equity and liabilities</b>		
<b>1</b>	<b>Equity</b>		
	Equity share capital	1,343.64	1,343.64
	Other equity	15,351.22	8,965.07
	<b>Total equity</b>	<b>16,694.86</b>	<b>10,308.71</b>
<b>2</b>	<b>Liabilities</b>		
	<b>Non-current liabilities</b>		
	<b>Non-current financial liabilities</b>		
	Borrowings, non-current	523.73	3,000.00
	Other non-current financial liabilities	-	4.76
	<b>Total non-current financial liabilities</b>	<b>523.73</b>	<b>3,004.76</b>
	Provisions, non-current	60.21	39.81
	Deferred tax liabilities (net)	132.04	58.36
	Other non-current liabilities	-	-
	<b>Total non-current liabilities</b>	<b>715.98</b>	<b>3,102.94</b>
	<b>Current liabilities</b>		
	<b>Current financial liabilities</b>		
	Borrowings, current	11,543.84	12,101.54
	Trade payables, current	12,075.78	12,016.54
	Other current financial liabilities	574.68	675.91
	<b>Total current financial liabilities</b>	<b>24,194.30</b>	<b>24,793.99</b>
	Other current liabilities	687.64	998.72
	Provisions, current	3.84	2.14
	Current tax liabilities (Net)	683.59	288.22
	Deferred government grants, Current	-	-
	<b>Total current liabilities</b>	<b>25,569.37</b>	<b>26,083.07</b>
<b>3</b>	Liabilities directly associated with assets in disposal group classified as held for sale	-	-
	<b>Total liabilities</b>	<b>26,285.35</b>	<b>29,186.01</b>
	<b>Total equity and liabilities</b>	<b>42,980.22</b>	<b>39,494.72</b>

For RCI Industries & Technologies Ltd.

  
Managing Director



# RPMD & Associates

CHARTERED ACCOUNTANTS

(An ISO 9001:2015 Certified Firm)

Head Off. : AB-17, First Floor,  
Shalimar Bagh, Delhi-110088  
+91-11-27472042, 9811613999  
info@rpmd.in, www.rpmd.in

## AUDITOR'S REPORT FOR THE CONSOLIDATED QUARTERLY AND YEAR TO DATE RESULTS OF THE COMPANY PURSUANT TO THE REGULATION 33 OF SEBI (LISTING OBLIGATIONS & DISCLOSURE REQUIREMENTS) REGULATIONS, 2015

To  
The Board of Directors  
RCI Industries & Technologies Limited

We have audited the quarterly consolidated financial results of RCI Industries & Technologies Limited ("the company") for the quarter ended on 31<sup>st</sup> March, 2018, and the consolidated year to date results for the period from 1<sup>st</sup> April 2017 to 31<sup>st</sup> March, 2018 attached herewith, being submitted by the Company pursuant to the requirement of Regulation 33 of SEBI (Listing Obligation & Disclosure Requirements) Regulations, 2015. These consolidated quarterly and consolidated year to date financial results have been prepared from consolidated financial statements, which are the responsibility of Company's management. Our responsibility is to express an opinion on these consolidated financial results based on our audit of such consolidated financial statements which have been prepared in accordance with the with the recognition and measurement principles laid down in Indian Accounting Standards ('Ind AS') mandated under Section 133 of the Companies Act, 2013 read with relevant Rule issued thereunder and other accounting principles generally accepted in India.

We conducted our audit in accordance with the auditing standards generally accepted in India. Those standards require that we plan and perform the audit to obtain reasonable assurance about whether the financial results are of material misstatement(s). An Audit includes examining, on test basis, evidence supporting the amounts disclosed as financial results. An Audit also includes assessing the accounting principles used and significant estimates made by management. We believe that our audit provides a reasonable basis for our opinion.


We did not audit the financial statements of foreign subsidiary (RCI World Trade Link DMCC) included in the consolidated quarterly and consolidated year to date results whose interim financial statements/financial information reflect total assets of Rs. 6825.35 Lakhs as at the year ended 31<sup>st</sup> March, 2018; as well as the total revenue of Rs. 41,806.05 Lakhs as at year ended 31<sup>st</sup> March, 2018 and Rs. 8,387.28 Lakhs as at quarter ended 31<sup>st</sup> march, 2018.

In our opinion and to the best of our information and according to the explanations given to us these consolidated quarterly and year to date results:

- (i) include the quarterly financial results and year to date of the following entities:
  1. RCI Skills and Social Development Private Limited; (Audited by us)
  2. RCI World Trade Link DMCC, Dubai (Audited by other auditors)
- (ii) have been presented in accordance with the requirements of Regulation 33 of the SEBI (Listing Obligations and Disclosure Requirements) Regulations, 2015 in this regard; and
- (iii) give a true and fair view of the consolidated net profit and other financial information for the quarter ended 31<sup>st</sup> March, 2018 as well as consolidated year to date results for the period from 1<sup>st</sup> April, 2017 to 31<sup>st</sup> March, 2018.

For RPMD & Associates  
Chartered Accountants

ICAI Firm's registration number: 005961C



(Rahul Jain)

Partner

Membership number: 518352

Place: Delhi

Date: May 07<sup>th</sup> 2018







**RCI INDUSTRIES & TECHNOLOGIES LTD.**  
 Regd. Office: B-97, All Heavens Building, Wazirpur Ring Road, Delhi - 110052

Website: www.rciind.com

E-mail: abhishek@rciind.com

Tel: 91-11-27372194

Fax: 91-11-27371334

CIN: L74900DL1992PLC047055

AUDITED CONSOLIDATED FINANCIAL RESULT FOR THE QUARTER/YEAR ENDED MARCH 31, 2018

(₹ In Lakhs, except per share data)

1	Particulars	Quarter Ended				Year Ended		Year Ended	
		31.03.2018 Audited	31.12.2017 Unaudited	31.03.2017 Audited	31.03.2018 Audited	31.03.2017 Audited	31.03.2017 Audited	31.03.2017 Audited	
	Income								
	Revenue from operations	41,854.59	53,992.83	54,722.51	203,734.87	175,673.89	175,673.89	175,673.89	
	Other income	66.25	76.90	168.78	668.17	228.11	228.11	228.11	
	<b>Total income</b>	<b>41,920.84</b>	<b>54,069.73</b>	<b>54,891.29</b>	<b>204,403.04</b>	<b>175,902.00</b>	<b>175,902.00</b>	<b>175,902.00</b>	
2	Expenses								
(a)	Cost of materials consumed	21,031.06	26,673.08	17,287.91	91,243.63	77,293.12	77,293.12	77,293.12	
(b)	Purchases of stock-in-trade	20,373.85	25,434.32	36,084.46	107,942.47	88,718.39	88,718.39	88,718.39	
(c)	Changes in inventories of finished goods, work-in-progress and stock-in-trade	(2,275.65)	(566.27)	(2,952.93)	(4,011.79)	(321.61)	(321.61)	(321.61)	
(d)	Employee benefit expense	270.76	236.73	208.66	932.78	559.32	559.32	559.32	
(e)	Finance costs	651.61	558.63	308.46	1,911.49	1,286.54	1,286.54	1,286.54	
(f)	Depreciation, depletion and amortisation expense	160.95	101.66	91.20	498.80	241.26	241.26	241.26	
(g)	Other Expenses	704.16	545.90	1,455.96	1,848.28	4,191.61	4,191.61	4,191.61	
	<b>Total expenses</b>	<b>40,916.74</b>	<b>52,984.04</b>	<b>52,483.71</b>	<b>200,365.66</b>	<b>171,968.64</b>	<b>171,968.64</b>	<b>171,968.64</b>	
	<b>Total profit before exceptional items and tax</b>	<b>1,004.10</b>	<b>1,085.69</b>	<b>2,407.58</b>	<b>4,037.38</b>	<b>3,933.36</b>	<b>3,933.36</b>	<b>3,933.36</b>	
3	Exceptional items								
	<b>Total profit before tax</b>	<b>1,004.10</b>	<b>1,085.69</b>	<b>2,407.58</b>	<b>4,037.38</b>	<b>3,933.36</b>	<b>3,933.36</b>	<b>3,933.36</b>	
	Tax expense								
4	Current tax	336.34	134.79	68.41	683.63	288.43	288.43	288.43	
5	Mat Credit Entitlement	-	-	(0.21)	-	(0.21)	(0.21)	(0.21)	
6	Deferred tax	79.18	(18.37)	61.17	73.68	61.17	61.17	61.17	
	<b>Total tax expenses</b>	<b>415.51</b>	<b>116.42</b>	<b>129.37</b>	<b>757.31</b>	<b>349.39</b>	<b>349.39</b>	<b>349.39</b>	
7	<b>Net Profit Loss for the period</b>	<b>588.59</b>	<b>969.27</b>	<b>2,278.21</b>	<b>3,280.08</b>	<b>3,583.97</b>	<b>3,583.97</b>	<b>3,583.97</b>	

For RCI Industries & Technologies Ltd.

Managing Director

8	Other comprehensive income net of taxes	-				(0.19)												
	<b>Total Comprehensive Income for the period</b>	<b>588.59</b>	<b>969.27</b>	<b>2,278.02</b>	<b>3,280.08</b>	<b>3,583.45</b>	<b>3,583.45</b>	<b>3,583.45</b>	<b>3,583.45</b>	<b>3,583.45</b>	<b>3,583.45</b>	<b>3,583.45</b>	<b>3,583.45</b>	<b>3,583.45</b>	<b>3,583.45</b>	<b>3,583.45</b>	<b>3,583.45</b>	<b>3,583.45</b>
9	<b>Details of equity share capital</b>																	
	Paid-up equity share capital	1,343.64	1,343.64	1,343.64	1,343.64	1,343.64	1,343.64	1,343.64	1,343.64	1,343.64	1,343.64	1,343.64	1,343.64	1,343.64	1,343.64	1,343.64	1,343.64	1,343.64
	Face value of equity share capital	10.00	10.00	10.00	10.00	10.00	10.00	10.00	10.00	10.00	10.00	10.00	10.00	10.00	10.00	10.00	10.00	10.00
10	<b>Earnings per share</b>																	
i	<b>Earnings per equity share</b>																	
	Basic earnings (loss) per share	4.38	7.21	16.95	24.41	26.67	26.67	26.67	26.67	26.67	26.67	26.67	26.67	26.67	26.67	26.67	26.67	26.67
	Diluted earnings (loss) per share	4.38	7.21	16.95	24.41	26.67	26.67	26.67	26.67	26.67	26.67	26.67	26.67	26.67	26.67	26.67	26.67	26.67

- The audited financial results for the Quarter and year ended March 31, 2018 has been reviewed by Audit Committee and approved by Board of Directors at their meeting held on May 07, 2018.
- The company has adopted Indian Accounting Standards (Ind-AS) from 1<sup>st</sup> April 2017 with a transition date of 1<sup>st</sup> April 2016. The Financial results have been prepared in accordance with Ind AS as prescribed under Section 133 of the Companies Act, 2013 read with Rule 3 of the Companies (Indian Accounting Standard Rules, 2015 and Companies (Indian Accounting Standard) Amendment Rules, 2016. The results of the quarter/nine months ended December 31, 2016 and year ended March 31, 2017 are also Ind AS compliant.
- The format for the un audited quarterly results as prescribed in SEBI's circular CIR/CFD/CMD/15/2015 dated 30<sup>th</sup> November, 2015 has been modified to comply with requirement of SEBI's circular CIR/CFD/FAC/62/2016 dated 05<sup>th</sup> July 2016, Ind AS and Schedule III of the Companies Act, 2013 applicable to companies that are required to comply with Ind AS.
- Reconciliation of the Net Profit for the corresponding quarter/nine months ended Dec 31, 2016 and Year ended March 31, 2017 as previously reported (prepared under the previously applicable Indian Generally Accepted Accounting Principles referred to as (GAAP) vis a vis Ind AS is as below

Particulars	Quarter Ended	Year Ended
	31.03.2017	31.03.2017
<b>Net Profit after Tax as per previous Indian GAAP</b>	2,278.07	3,583.48
<b>Add:</b>		
Interest income	0.03	0.12
Change in Inventories	-12.95	12.95
Loss/(Profit) on re-measurement of Financial Asset	0.02	0.02
Remeasurement of the net defined benefit liability/asset	0.19	0.52
<b>Less:</b>		
Excise duty on closing stock	(12.95)	(12.95)
Net Profit/loss on foreign currency transaction and translation	(0.08)	(0.08)
Rent, rate and Taxes	(0.02)	(0.09)
Provision for Gratuity	(0.19)	(0.52)
<b>Total Comprehensive Income as per IND AS</b>	<b>2,278.02</b>	<b>3,583.45</b>


For RCI Industries Technological Ltd.  
  
 Managing Director

5. The company has only one business segment i.e. Manufacturing & Trading of all kind of Metals and metal products
6. The figures for the corresponding period of the previous year have been regrouped/rearranged and/or recast wherever required.

Place : New Delhi  
Date : 07-05-2018

For RCI Industries & Technologies Ltd.

For and on behalf of the Board

  
Managing Director

**Rajeev Gupta**  
Managing Director  
DIN - 00503196



## RCI INDUSTRIES & TECHNOLOGIES LTD.

Regd. Office: B-97, All Heavens Building , Wazirpur Ring Road, Delhi - 110052

CIN: L74900DL1992PLC047055

Website: www.rciind.com E-mail: abhishek@rciind.com


Tel: 91-11-27372194 Fax: 91-11-27371334

### AUDITED CONSOLIDATED STATEMENT OF ASSETS AND LIABILITIES

(₹ In Lakhs)

Particulars		As at 31st March 2018	As at 31st March 2017
Assets		Audited	Audited
<b>1</b>	<b>Non-current assets</b>		
	Property, plant and equipment	6,620.56	3,995.84
	Intangible Assets under Development	56.35	-
	<b>Non-current financial assets</b>	<b>6,676.91</b>	<b>3,995.84</b>
	Non-current investments	-	-
	Loans, non-current	403.92	3,889.14
	Other non-current financial assets		
	<b>Total non-current financial assets</b>	<b>403.92</b>	<b>3,889.14</b>
	Deferred tax assets (net)	0.21	-
	Other non-current assets	491.61	275.79
	<b>Total non-current assets</b>	<b>7,572.65</b>	<b>8,160.77</b>
<b>2</b>	<b>Current assets</b>		
	Inventories	10,027.63	7,215.21
	<b>Current financial asset</b>		
	Current investments	44.68	5.02
	Trade receivables, current	25,520.63	26,262.33
	Cash and cash equivalents	267.17	49.98
	Bank balance other than cash and cash equivalents	1,443.41	5,195.02
	Loans, current	592.80	168.57
	Other current financial assets	72.97	67.37
	<b>Total current financial assets</b>	<b>27,941.65</b>	<b>31,748.29</b>
	Current tax assets (net)	5.91	0.43
	Other current assets	3,681.85	3,625.29
	<b>Total current assets</b>	<b>41,657.05</b>	<b>42,589.21</b>
<b>3</b>	Non-current assets classified as held for sale	142.61	-
	<b>Total assets</b>	<b>49,372.30</b>	<b>50,749.99</b>

For RCI Industries & Technologies Ltd.

  
Managing Director

Equity and liabilities			
1	<b>Equity</b>		
	<b>Equity attributable to owners of parent</b>		
	Equity share capital	1,343.64	1,343.64
	Other equity	21,584.29	13,400.40
	<b>Total equity attributable to owners of parent</b>	22,927.94	14,744.04
	Non controlling interest	-	-
	<b>Total equity</b>	22,927.94	14,744.04
2	<b>Liabilities</b>		
	<b>Non-current liabilities</b>		
	<b>Non-current financial liabilities</b>		
	Borrowings, non-current	523.73	3,000.00
	Other non-current financial liabilities	-	3,004.76
	<b>Total non-current financial liabilities</b>	523.73	6,004.76
	Provisions, non-current	60.21	39.81
	Deferred tax liabilities (net)	132.04	58.15
	Other non-current liabilities	-	-
	<b>Total non-current liabilities</b>	715.98	6,102.72
	<b>Current liabilities</b>		
	<b>Current financial liabilities</b>		
	Borrowings, current	11,543.84	12,101.54
	Trade payables, current	12,080.79	15,088.05
	Other current financial liabilities	601.84	703.13
	<b>Total current financial liabilities</b>	24,226.48	27,892.72
	Other current liabilities	814.48	1,720.13
	Provisions, current	3.84	2.14
	Current tax liabilities (Net)	683.59	288.22
	<b>Total current liabilities</b>	25,728.38	29,903.22
3	Liabilities directly associated with assets in disposal group classified as held for sale	-	-
	<b>Total liabilities</b>	26,444.37	36,005.95
	<b>Total equity and liabilities</b>	49,372.30	50,749.99

For RCI Industries & Technologies Ltd.

  
Managing Director

To,

**Date: 07.05.2018**

**The Department of Corporate Services – Listing  
BSE Limited**

Phirozee Jeejeeboy Towers,  
25th Floor, Post Box – 533,  
Dalal Street, Fort, Mumbai, 400001

**SCRIP CODE: 537254**

**Dear Sir,**

**Subject: Declaration regarding Audit Report with Un-modified Opinion**

Pursuant to SEBI Circular No.CIR/CFD/CMD/56/2016 dated 27<sup>th</sup> May, 2016 and vides SEBI Notification no. SEBI/LAD-NRO/GN/2016-17/001 dated 25<sup>th</sup> May, 2016, we hereby declare that the Statutory Auditor of the Company M/s. RPMD & Associates, Chartered Accountants, (Firm Reg. No. 005196C) have issued Audit Report with Un-modified opinion in respect of the Standalone and Consolidated Financial Results of the Company for the quarter and year ended 31<sup>st</sup> March, 2018.

Thanking You,

Yours faithfully,

**For RCI INDUSTRIES & TECHNOLOGIES LIMITED**

**RAJEEV GUPTA**  
(Managing Director)  
DIN: 00503196

*Rajeev Gupta*  
Managing Director